

MOUNTING OPTIONS

OVERVIEW

Each member of IR-TEC's TRANS sensor family is available with multiple mounting options with or without a mounting bracket. These mounting options allow the sensor to be integrated with lighting fixture or mounted on the ceiling in various ways. All applicable sensors can be supplied in specific mounting option as ordered with the respective code.

Sensor Product Code



Mounting Option	Code	Bracket Model
Fixture Integrated	F	---
IP-66 Fixture Integrated	W	---
Fixture External	E	EMB-500
IP-66 Fixture External	P	PMB-500
Ceiling Surface	S	SMB-500
Junction Box	C	CMB-500
Ceiling Recess*	R	RMB-500
Fixture Internal	I	IMB-500

*Line voltage sensors not applicable

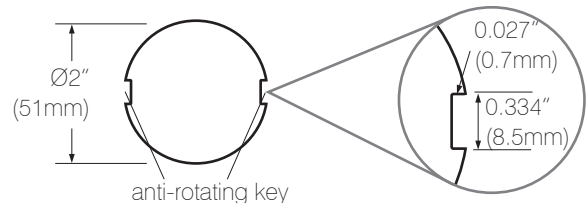
F/W-mount Sensor

Fixture Integrated

The sensors in **F** and **W**-mount are original form factor of TRANS family. Both options can be directly integrated with OEM lighting fixture through a 2" (51mm) diameter hole.






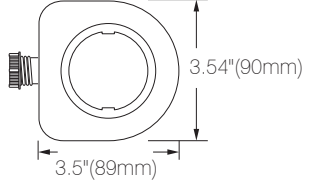


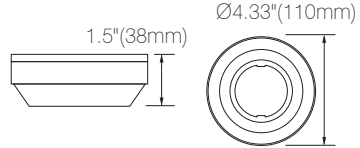


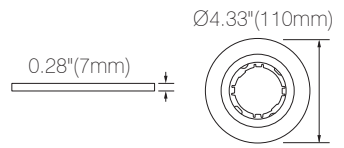

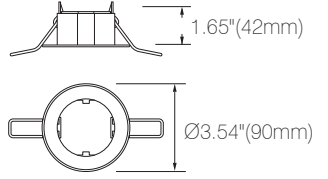

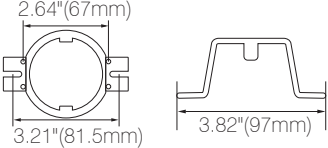
For IP-66 fixture integration, ensure to place the rubber gasket of **W**-mount sensor in between the fixture enclosure and sensor unit. Apply proper torque (0.3 lb-ft) to tighten the plastic screw nut while assemble the sensor.

Assembly Hole


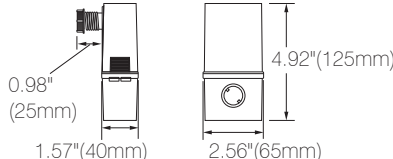




Occupancy sensor - PIR	Occupancy sensor - HFD	Daylight sensor

Mounting Brackets

Bracket	Code	Description	Dimensions
 EMB-500 	E	Fixture External The EMB-500 is a mounting bracket for mounting the sensor with indoor lighting fixture through a 1/2" knockout hole.	
 PMB-500 	P	IP-66 Fixture External The PMB-500 is a mounting bracket for mounting the sensor with IP-66 lighting fixtures or outdoor pole mount through a 1/2" knockout hole.	
 SMB-500 	S	Ceiling Surface The SMB-500 is a mounting bracket designed to mount the sensor on the surface of hard lid ceiling with or without junction box. Mounting on the surface of lighting fixture is also available.	
 CMB-500 	C	Junction Box The CMB-500 is a ceiling mounting bracket designed to mount the sensor with an octagonal or square junction box.	
 RMB-500	R	Ceiling Recess The RMB-500 is for recess mounting the sensor through a 2.8" (70mm) hole on the ceiling. An optional back cover (BC-500) is available for separate purchase if cable strain relief is required.	
 IMB-500	I	Fixture Internal The IMB-500 is a mounting bracket exclusively designed for mounting the HFD sensor inside of an OEM lighting fixture.	

Accessories

Accessory	Description	Dimensions
 EMA-500	Extension Mounting Adaptor The EMA-500 is an extension mounting adaptor for lowering the position of E-mount sensor to avoid the coverage being blocked by the fixture body.	
 EJ-30 EJ-50 	Extension Joint The EJ-30 and EJ-50 are extension joints that can be used to horizontally extend the E/P mount TRANS sensor position for 30 and 50 mm. If longer extension is required, combine two joints for 60/80/100 mm. For outdoor use, order EJ-30F or EJ-50F .	