

### LC-360HD

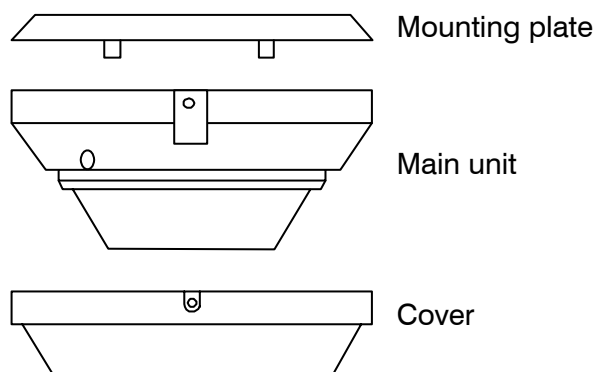
#### GENERAL

The LC-360HD is a 360° ceiling mount passive infrared SenSwitch designed for energy management of industrial, commercial and residential buildings. This SenSwitch is operated by 110 or 230 VAC mains. It provides a pair of voltage free relay contacts which can be used as the control signal of EMS (energy management system). An easy wire connection can make this device able to switch the AC mains power for the control load. The built-in photocell sensor can be set to inhibit the relay contact operation if the ambient light level is high.

#### INSTALLATION

**Caution:** Some local building codes may require installation by a qualified electrician. Consult an electrician about safety rule and correct wiring.

**Switch off the mains power before wiring.**



#### SURFACE MOUNT

- Loosen the cover locking screw, remove the cover from the main unit. Releases two screws on the main unit to separate the mounting plate.
- Fix the mounting plate at the location where the optimum coverage can be obtained. **For optimum detection coverage, please refer to DETECTION COVERAGE.**
- Connect the wires according to the diagram of the desired control mode. Replace the main unit, then walk test can be conducted to verify the detection coverage.

#### RECESS MOUNT

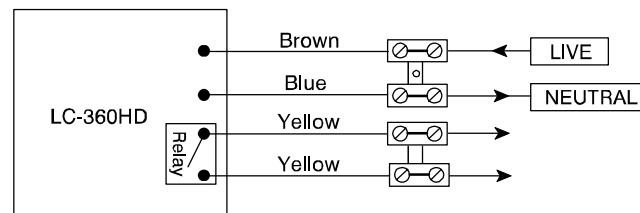
If recess mount is desired, an optional mounting bracket (MB-360) is available. Please refer to the installation instruction of MB-360

## Installation Instructions

#### WIRING DIAGRAM

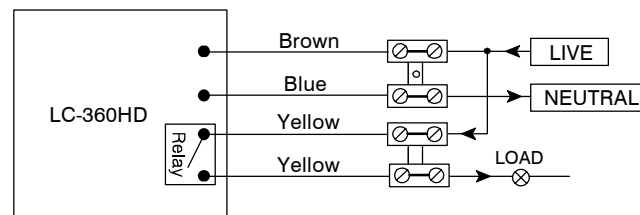
##### Voltage free dry contact output

The LC-360HD provides voltage free dry contacts for automation control.



##### Mains power switching

If automatic mains power switching for lighting or other load is required, please connect the wires as below shown.



#### WALK TEST

After the wiring completed, check again to ensure correct wiring. Switch on the AC mains, the relay contact will be activated for about 90 seconds to warm up. After the warm up time expires (the light will go off, if applicable), walk within the detection range at normal walking speed, the relay contact will be activated automatically when motion is detected.

*Note: If the SenSwitch responds to the movement outside of desired range, the provided label can be used to mask the lens segment proportionally to prevent unwanted activation.*

*Note: After the walk test completed, ensure to set the adequate light-on delay time (TIME) and photocell sensor (LUX) jumper head at corresponding positions.*

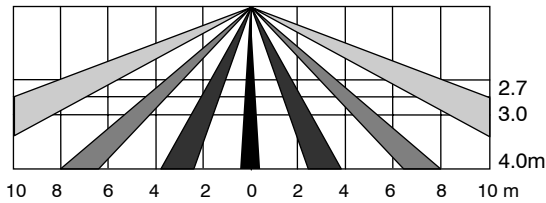
## DETECTION COVERAGE

The detection coverage of LC-360HD varies with mounting height. Refer to the following table for maximum coverage at various heights and proper location.

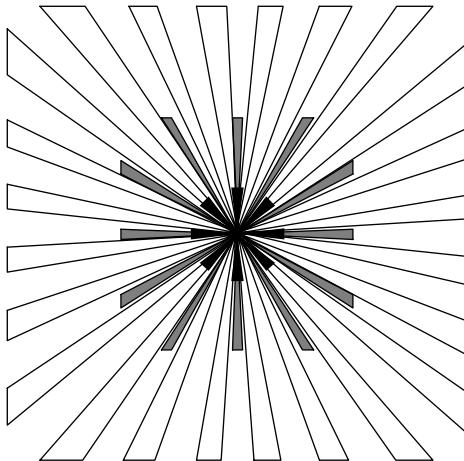
Detection Coverage at 25°C

Mounting Height	2.4 (8)	2.7 (9)	3.0 (10)	3.6 (12)
Detection Range	5 x 5 (16 x 16)	6 x 6 (20 x 20)	8 x 8 (26 x 26)	12 x 12 (40 x 40)

Side View



Top View



## TIME & LUX CONTROL

### TIME

TIME control determines the light-on delay time after the last motion is detected. Different delay time can be set by placing the jumper head at the following pin code.

<b>A*</b>	<b>B</b>	<b>C</b>	<b>D</b>	<b>E</b>	<b>F</b>	<b>O</b>
5s	30s	1'	3'	5'	10'	20'

\*: Factory set TIME control

**O** :Jumper head removed

### LUX

LUX control determines the relay contact operation of SenSwitch by sensing the ambient light level. Different light level can be set by placing the jumper head at different pin code.

<b>N</b>	<b>M</b>	<b>D*</b>
Night (1 ~ 3 lux )	Dusk (3 ~ 15 lux )	Day (24 hours )

\*: Factory set LUX control

## SPECIFICATIONS

Operating voltage .....110/230 VAC as rated  
 Maximum load ..... .16 Amp, resistive load  
 Detection method.....Passive Infrared (PIR)  
 Infrared sensor.....Omni-directional, dual  
 Warm-up time .....About 90 seconds  
 Photocell sensor .....CdS  
 Detection speed .....0.1 ~ 3.0 m/sec.  
 Delay time.....5"/30"/1'/3'/5'/10'/20'  
 Operation humidity .....Max. 100% RH  
 Mounting height.....2.4 - 3.6 m (8 - 12 ft)  
 Op. Temperature..... -20° ~ 50°C (-4° ~ 122°F)  
 Dimensions .....100 x 100 x 46 mm

## WARRANTY

Thank you for purchasing IR-TEC product. This product is warranted from date of purchase for 12 months, providing the unit is correctly installed by a qualified personnel in accordance with the instruction and local wiring regulation. Any malfunction caused by defects in material or workmanship will be corrected at no charge. In the event of a warranty claim, the unit must be returned to the point of purchase or IR-TEC distributor at user's expense. Warranty is void on any unit which has been tampered with, damaged by accident, improper operation or incorrect installation.

Taiwan patent No. 96267

Taiwan patent No. 40265

Manufactured by

**IR-TEC INTERNATIONAL LTD.**

Taipei, Taiwan

