



### OVERVIEW

IR-TEC's ELC-309 Emergency Lighting Controller is a self-contained device designed to allow standard lighting control devices (e.g. occupancy sensors, wall switches, dimmers or relay panels) to control the emergency lighting in conjunction with normal lighting in any area within a commercial or industrial building.

The ELC-309 monitors power supply status of a single circuit for the normal lighting of an area. As long as normal utility power is present, the ELC-309 permits lighting control devices to control all lighting fixtures, including the general and emergency lightings. If utility power is lost for any reason, including the tripping of a single branch circuit breaker, the ELC-309 will automatically force on the emergency lighting of the area to full brightness.

The ELC-309 can be wired as a passive control device, so that emergency lighting follows the control of normal lighting, or as a bypass device to shunt the emergency power around the control devices when utility power fails. This device can be mounted directly to a junction box or electrical enclosure with a standard 1/2" knockout.

### FEATURES

- Stop energy waste from 24 hours on emergency lighting
- Integral push button available for emergency mode test
- Can be wired as a control device or as a bypass device
- Monitors utility power supply to the local lighting circuit
- Allows connecting with remote activation control button
- Hybrid switching technology protects from inrush current
- LED indications for emergency and utility power supply
- Provides absolutely reliable fail-to-on emergency lighting
- UL 924 listed Emergency Lighting and Power Equipment

### APPLICATION

#### Emergency Lighting Control

The ELC-309 can be applied to control lighting in areas where emergency lighting fixtures are connected on the designated circuits that are typically required to stay on 24 hours a day to meet safety codes. With ELC-309, the emergency lighting can be controlled by IR-TEC sensors and other control solutions as long as utility power is present, and automatically force on the emergency lighting to full brightness upon utility power interruption. It is suitable for any application where enhanced energy savings of emergency lighting is desired.

### SPECIFICATIONS

Operation Voltage	AC 120 / 277V	
Max Load	Ballast	20A @ 120 ~ 277V
	LED	20A @ 120 ~ 277V
	Motor	1 HP @ 120 ~ 277V
	Plug Load	20A @ 120V
Control Panel Signal	24Vdc sourced, Dry contact closure	
Humidity	95% RH max	
Operation Temperature	-4°F ~ 131°F (-20°C ~ 55°C)	
Storage Temperature	-40°F ~ 176°F (-40°C ~ 70°C)	
Dimensions	3" x 1.8" x 1.8" (75x45x45mm)	

# ELC-309

## Emergency Lighting Controller



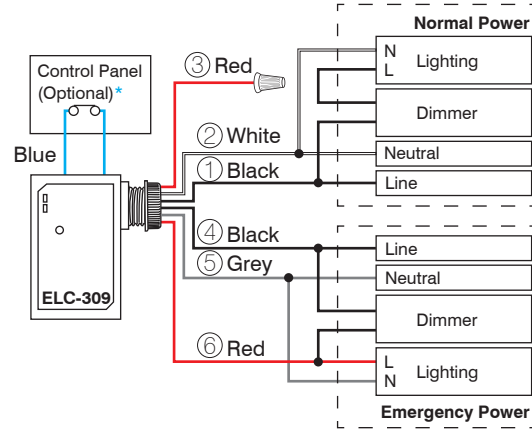
Specializing in Building Sensors

Wires	① Black	NORMAL POWER SENSE
	② White	NORMAL NEUTRAL
	③ Red	NORMAL SWITCH SENSE
	④ Black	EMERGENCY POWER IN
	⑤ Grey	EMERGENCY POWER NEUTRAL
	⑥ Red	EMERGENCY POWER OUT
	Blue	Control Panel Signal

\*Cut jumper loop to use with Normally Closed control panel (fire/security panel)

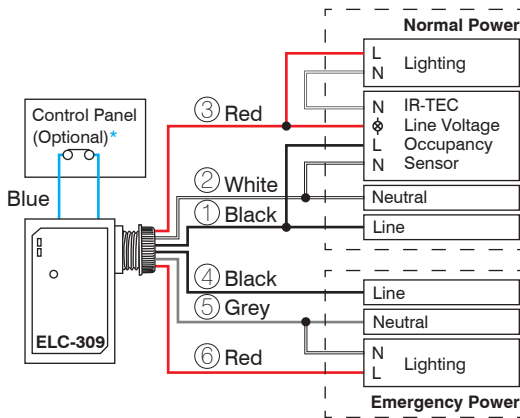
### 3. Dimmer Bypass of Emergency Lighting

Normal: Manual dim enabled  
Emergency: Emergency lighting ON (dimmer disabled)



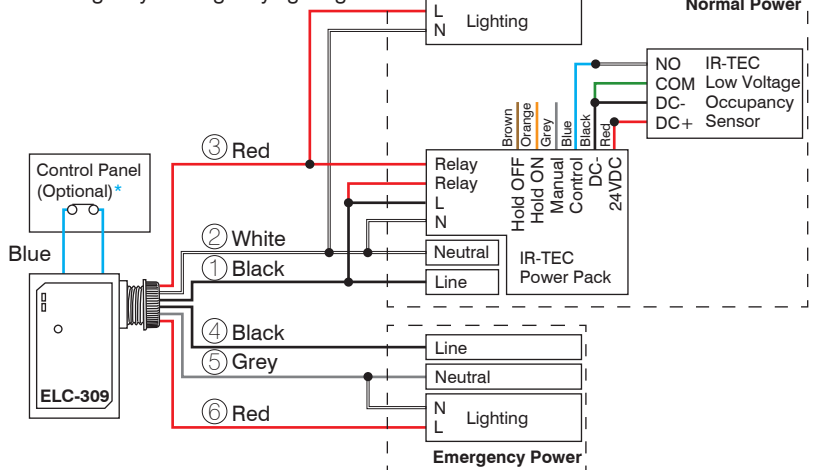
### 1. Line Voltage Sensor Control of Normal and Emergency Lighting

Normal: Sensor control ON/OFF switching  
Emergency: Emergency lighting ON



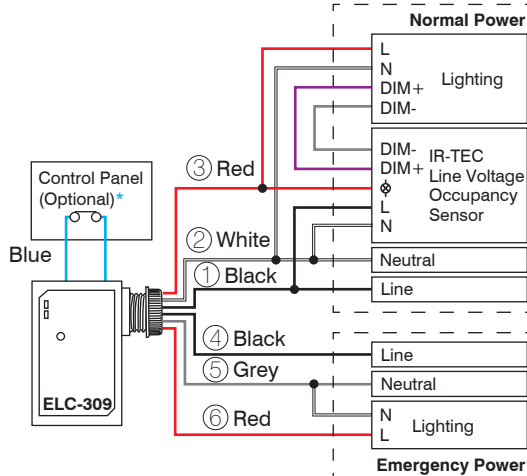
### 4. Low Voltage Sensor with Power Pack Control of Normal and Emergency Lighting

Normal: Sensor control ON/OFF switching  
Emergency: Emergency lighting ON



### 2. Line Voltage Sensor Control of Normal and Emergency Lighting with Dimmable Lighting

Normal: Sensor control with dimming (emergency lighting ON/OFF only)  
Emergency: Emergency lighting ON



### 5. Low Voltage Sensor with Power Pack Control of Normal and Emergency Lighting with Manual ON

Normal: Manual ON, Sensor OFF  
Emergency: Emergency lighting ON

