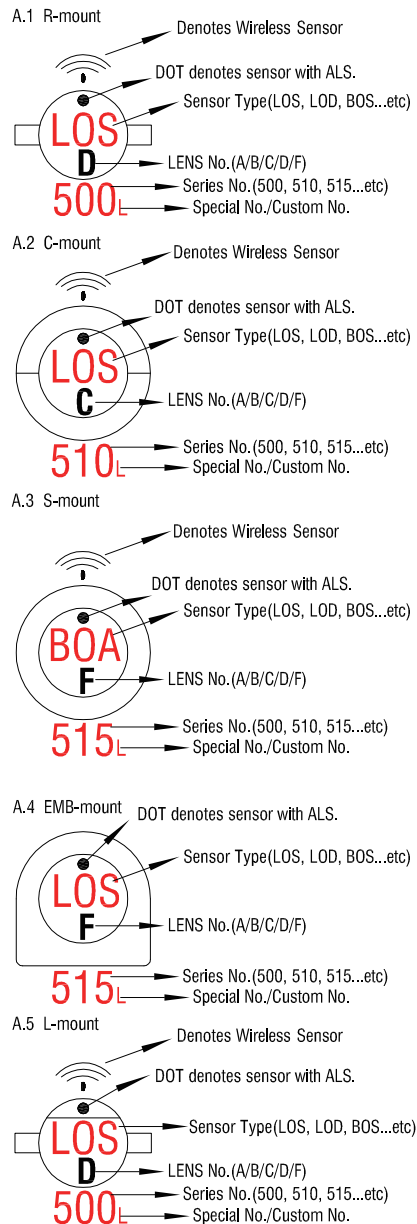
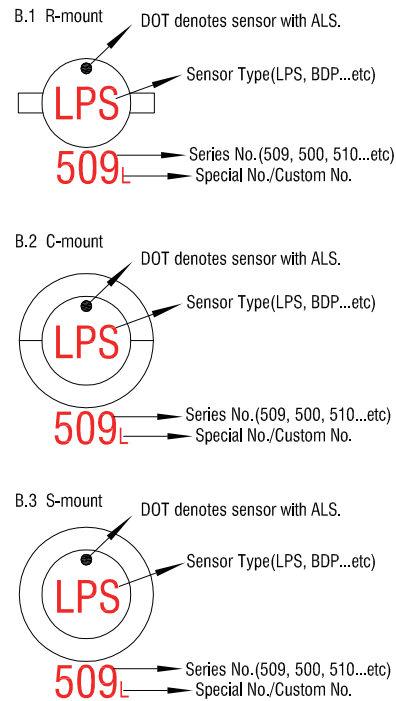


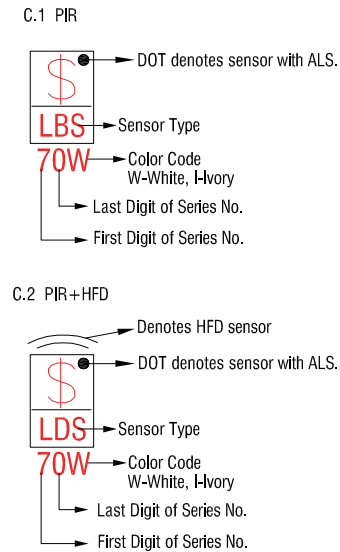
**A. TRANS&OS-NET-PIR**



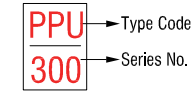
**B. TRANS-LUX**



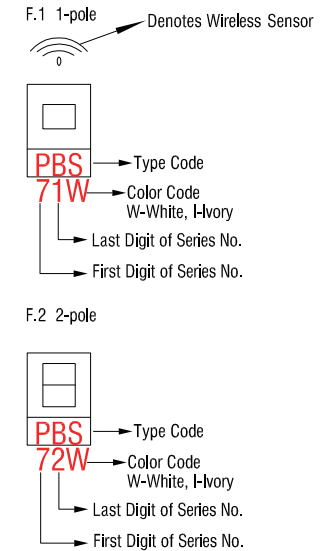
**C. WALLSENZR**



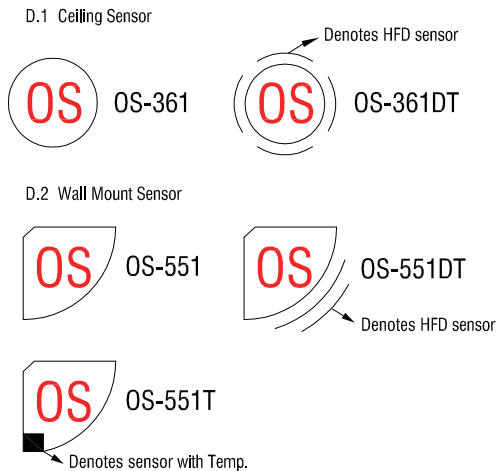
**E. POWER PACK**



**F. PUSH-BUTTON SWITCH&OS-NET BUTTON**



**D. OS SERIES**



















[illegible][illegible]

















## Legend Table

















(OS series/Power Pack&Controller)

Symbol	Description
	OS-361, Ceiling Occ. Sensor, 24VAC/DC PIR, FCDC, Surface/recess mount
	OS-361DT, Ceiling Occ. Sensor, 24VDC PIR+HFD, FADC, Surface/recess mount
	OS-551, Wall Mount Sensor, 24VAC/DC PIR, FCDC, Wall/ceiling mount
	OS-551T, Wall Mount Sensor, 24VAC/DC PIR, Temp. FCDC, Wall/ceiling mount
	OS-551DT, Wall Mount Sensor, 24VAC/DC PIR+HFD, FCDC, ALS, Wall/ceiling mount
	PPU-300, Power Pack & Controller 120/277VAC, DO, 20A, multi-control mode
	PPU-301, Power Pack & Controller 120/277VAC, DO, 20A
	ELC-309, Emergency Lighting Controller 120/277VAC, Hybrid, 20A
	PBS-721I, Push-Button Switch, 1-pole, Ivory
	PBS-721W, Push-Button Switch, 1-pole, White
	PBS-722I, Push-Button Switch, 2-pole, Ivory
	PBS-722W, Push-Button Switch, 2-pole, White
	PBD-720I, Dimmer Switch, 12-24VDC, AO, 1-pole, Ivory
	PBD-720W, Dimmer Switch, 12-24VDC, AO, 1-pole, White

## Legend Table

(WALLSENZR)

Symbol	Description
	LBS-700NW, Wall Switch Sensor, 120/277VAC PIR, SLV, 1-pole, White
	LBS-700NI, Wall Switch Sensor, 120/277VAC PIR, SLV, 1-pole, Ivory
	LBS-700SW, Wall Switch Sensor, 120/277VAC PIR, SLV, 1-pole, ALS, White
	LBS-700SI, Wall Switch Sensor, 120/277VAC PIR, SLV, 1-pole, ALS, Ivory
	LBS-701NW, Wall Switch Sensor, 120VAC PIR, SLV, 1-pole, Neutral req'd, White
	LBS-701NI, Wall Switch Sensor, 120VAC PIR, SLV, 1-pole, Neutral req'd, Ivory
	LBS-701SW, Wall Switch Sensor, 120VAC PIR, SLV, 1-pole, Neutral req'd, ALS, White
	LBS-701SI, Wall Switch Sensor, 120VAC PIR, SLV, 1-pole, Neutral req'd, ALS, Ivory
	LBT-700NW, Wall Switch Sensor, 120/277VAC PIR, SLVx2, 2-pole, White
	LBT-700NI, Wall Switch Sensor, 120/277VAC PIR, SLVx2, 2-pole, Ivory
	LBT-700SW, Wall Switch Sensor, 120/277VAC PIR, SLVx2, 2-pole, ALS, White
	LBT-700SI, Wall Switch Sensor, 120/277VAC PIR, SLVx2, 2-pole, ALS, Ivory
	LDS-700SW, Wall Switch Sensor, 120/277VAC PIR+HFD, SLV, 1-pole, ALS, Neutral req'd, White
	LDS-700SI, Wall Switch Sensor, 120/277VAC PIR+HFD, SLV, 1-pole, ALS, Neutral req'd, Ivory
	LDT-700SW, Wall Switch Sensor, 120/277VAC PIR+HFD, SLVx2, 2-pole, ALS, Neutral req'd, White
	LDT-700SI, Wall Switch Sensor, 120/277VAC PIR+HFD, SLVx2, 2-pole, ALS, Neutral req'd, Ivory

Symbol	Description
	BBS-700SW, Wall Switch Sensor, 12-24VDC PIR, IDC, 1-pole, ALS, White
	BBS-700SI, Wall Switch Sensor, 12-24VDC PIR, IDC, 1-pole, ALS, Ivory
	BBS-702SW, Wall Switch Sensor, 12-24VDC PIR, IDC+DO, 1-pole, ALS, MMC, White
	BBS-702SI, Wall Switch Sensor, 12-24VDC PIR, IDC+DO, 1-pole, ALS, MMC, Ivory
	BBT-700SW, Wall Switch Sensor, 12-24VDC PIR, IDCx2, 2-pole, ALS, White
	BBT-700SI, Wall Switch Sensor, 12-24VDC PIR, IDCx2, 2-pole, ALS, Ivory
	BBT-702SW, Wall Switch Sensor, 12-24VDC PIR, IDC+DOx2, 2-pole, ALS, MMC, White
	BBT-702SI, Wall Switch Sensor, 12-24VDC PIR, IDC+DOx2, 2-pole, ALS, MMC, Ivory
	BDS-700SW, Wall Switch Sensor, 12-24VDC PIR+HFD, IDC, 1-pole, ALS, White
	BDS-700SI, Wall Switch Sensor, 12-24VDC PIR+HFD, IDC, 1-pole, ALS, Ivory
	BDS-702SW, Wall Switch Sensor, 12-24VDC PIR+HFD, IDC+DO, 1-pole, ALS, MMC, White
	BDS-702SI, Wall Switch Sensor, 12-24VDC PIR+HFD, IDC+DO, 1-pole, ALS, MMC, Ivory
	BDT-700SW, Wall Switch Sensor, 12-24VDC PIR+HFD, IDCx2, 2-pole, ALS, White
	BDT-700SI, Wall Switch Sensor, 12-24VDC PIR+HFD, IDCx2, 2-pole, ALS, Ivory
	BDT-702SW, Wall Switch Sensor, 12-24VDC PIR+HFD, IDC+DOx2, 2-pole, ALS, MMC, White
	BDT-702SI, Wall Switch Sensor, 12-24VDC PIR+HFD, IDC+DOx2, 2-pole, ALS, MMC, Ivory

[illegible]

## Abbreviation

Date:2019/09/10

Abbreviation	Description
PIR	Passive Infrared
HFD	High Frequency Doppler
SLV	Switched Line Voltage
ALS	Ambient Light Sensor
AO	Analog Output(0~10V)
DO	Digital Output
DO2	2 Digital Output
IDC	Isolated Dry Contact
PWM	Pulse Width Modulation
FCDC	Form C Dry Contact
FADC	Form A Dry Contact
MMC	Multi-way Manual Control